

1、 Product Features

1. Color: Pink
2. Colloid color: yellow
4. Size packaging: $1200 \times 2\text{mm}$
5. Antistatic rating (MIL-STD-883E): HBM 2 class (2000~4000V)

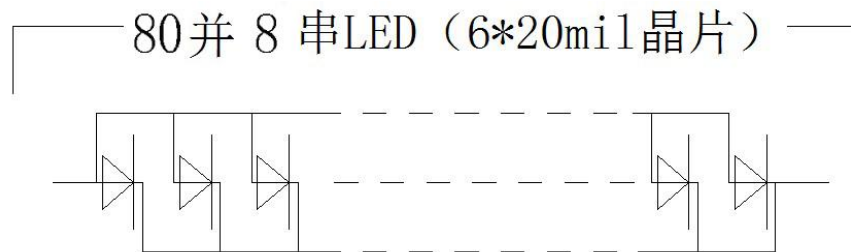
6. Suitable for the installation of filament diodes. This product does not contain harmful substances. It complies with RoHS environmental protection standards.

2、 Application Area

bulb lamp, 360° full-angle lighting lamp, etc.

3、 Product Circuit Diagram, Finished Product Dimensions, and Appearance Diagram

1. Product circuit diagram



2. Finished product dimensions and exterior lighting diagrams



Note: The round-hole pin is the positive terminal.

备注:

①、 $A=1200\text{mm} \pm 2\text{mm}$

②、 $B=4 \pm 1\text{mm}$

③、 $C=1.8 \pm 0.2\text{mm}$

4、 Product Model Description

1. The code consists of 8 blocks as shown below:

$\underline{\text{CY}}$ - $\underline{\square}$ $\square\square$ $\square\square\square\square$ - $\square\square\square\square$ - $\square\square\square$ - \square - $\square\square$
 ① ② ③ ④ ⑤ ⑥ ⑦ ⑧

2. Partition definition:

① :Canyu's abbreviated code

② :Product type code

③ Substrate type code

④ : Filament size code: The first four digits represent length, and the last digit represents width

⑤ Chip code: The first bit is the chip code, the second bit is the chip string number, and the third and fourth bits are the chip parallel number.

⑥ Color temperature code

⑦ Color Index code

S:>70 E:>80 N:>90

⑧ : Voltage code

5、 Limit Parameter (Ta=25±5°C)

Parameter	symbol	Rating	Unit
Working temperature	T_{opr}	-30...+55	°C
Storage temperature	T_{stg}	-10...+40	°C
Storage humidity	Rh	60	%
Junction temperature	T_j	85	°C
Forward current	I_F	200	mA
Forward pulse current	I_{fp}	300	mA

Note: Transient forward peak current pulse conditions: 1/10 duty cycle, 1 ms pulse width

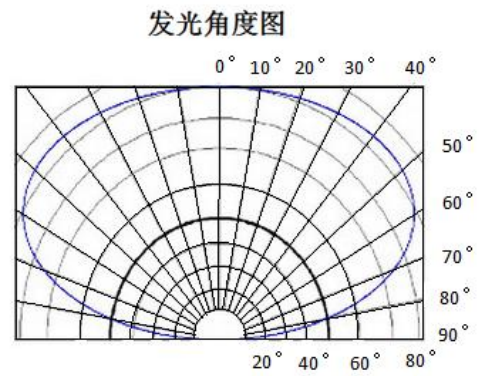
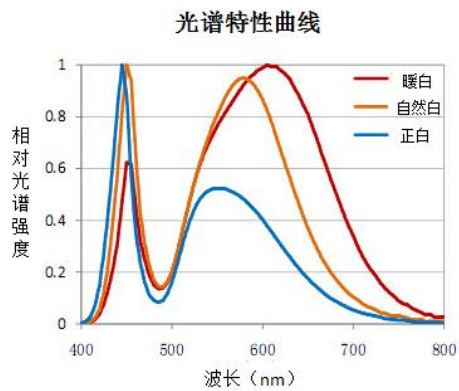
6、 Photoelectric Characteristics (Ta=25±5°C)

Parameter	symbol	Test condition	Least value	Average value	Crest value	Unit
Direct voltage	V_F	$I_F=200\text{mA}$	21	22.5	24	V

Power	PD		4200	4500	4800	mW
Color rendering index	Ra		90	--	--	--
Full View	$2\theta_{1/2}$		--	360	--	deg
Colour temperature	CCT		2613	2700	2792	K
Light quantity	Φ		255	--	--	lm
Back current	I _R	V _R =5V	0	--	10	μ A
Electrostatic prevention	ESD	HBM (Human Body Model)			4000V/2 class	
		MM (machine mode)			300V/M3 class	

Note: 1. Light flux error $\pm 10\%$ 2. Forward voltage error $\pm 5\%$ 3. Color temperature error $\pm 100K$ 4. Color rendering index error ± 2

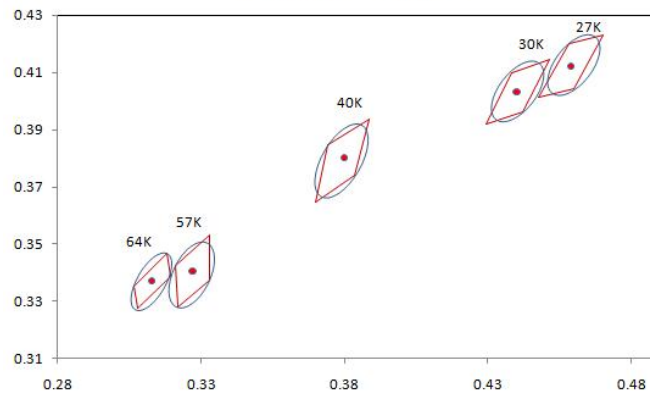
7、 The Photoelectric Characteristic Curve (IF=200mA Ta=25 \pm 5 $^{\circ}$ C)



8、 Parameter Distribution Range (IF=20mA)

Project	Least value	Crest value	Unit
Colour temperature	2613	2792	K
Light quantity	255	--	lm
Voltage	21	24	V
Color rendering index	90	--	

分光打靶图 SDCM≤5



the white light spectrophotometric target was based on the IEC6 00 81 color difference standard and the blue ellipse was within the point with a color difference less than 5

SPECTRAL TARGET COORDINATES

Color temperature range (K)	Color code	CIE axis	Center coordinates	x1	x2	x3	x4
				y1	y2	y3	y4
2725±80K	27K	x	0.4590	0.4475	0.4582	0.470	0.4598
		y	0.4120	0.4012	0.4199	0.4228	0.4041
2940±85K	30K	x	0.4400	0.4295	0.4381	0.4515	0.4420
		y	0.4030	0.3918	0.4097	0.4145	0.3962
4060±163K	40K	x	0.3800	0.3699	0.3743	0.3885	0.3835

		y	0.3800	0.3646	0.3846	0.3934	0.3741
5750±270K	57K	x	0.3272	0.3220	0.3209	0.3330	0.3329
		y	0.3403	0.3280	0.3425	0.3533	0.3375
6500±325K	64K	x	0.3130	0.3079	0.3068	0.3181	0.3192
		y	0.3370	0.3274	0.3354	0.3467	0.3387

Note: Machine test error, coordinate value ± 0.0 0 5

9、 Reliability Test Standards

1. experimental project

class	Test item	Experiment condition	Duration	Failure count Test base
Environmental test	Hot and cold shock	-40°C→25°C→100°C→25°C 30min 5min 30min 5min	Loop 50	0/22
	High temperature storage	Ta=100°C	1000 hours	0/22
	Cryogenic storage	Ta=-40°C	1000 hours	0/22
	High-temperature and high-humidity storage	Ta=85°C RH=85%	1000 hours	0/22
Life test	Room temperature life test	Ta=25°C I _F =200mA	1000 hours	0/22
ESD	Electrostatic discharge of human body	4000V	3 Next	0/22

2. requirement

Project	Marking	Test condition	Qualification criteria
Direct voltage	V _F	I _F =200mA	Less than the upper limit × 1.1
Back current	I _R	V _R =24V	≤10uA
Luminous flux/luminous intensity	I _V	I _F =200mA	Single attenuation ≅ 30%