




400 Pixels Per Square Meter

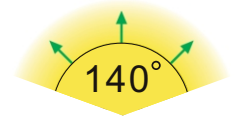


Icon:



Beam Angle:

- Beam Angle: 140°



Features:

- DC12V Low working voltage, Current 9mA.
- which can make 300pcs led with one end powered.
- Very lower output power : 0.108w/led.
- Easy to control, controlled by standard SPI protocol(SK6812 chip).
- Cutting unit every 1 led.
- The Pitch is 5cm, and 400pixels per M², also can be customized.
- Controller system: Art-net, Off-line or on-line TTL led controller.

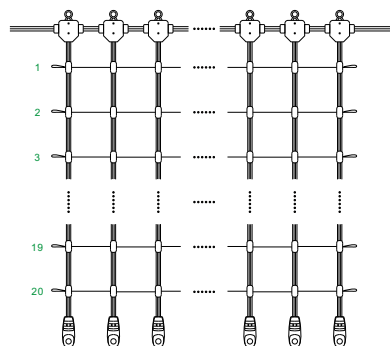
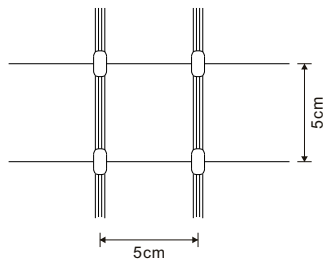
Technical Specification:

Part No	SJ-P5-SK6812-12V
Operate Voltage	DC 12V
Consumption Watt/PC	0.108W/pcs
IC chip	Sk6812
Waterproof Grade	IP67
Warranty	2 years



Corresponding specification parameters

Part No	SJ-P5-400-SK6812-12V C21547-001-A	SJ-P5-800-SK6812-12V C21547-001-A	SJ-P5-1600-SK6812-12V C21547-001-A	SJ-P5-2000-SK6812-12V C21547-001-A
Size	1X1mm Netting	1X2mm Netting	1X4mm Netting	1X5mm Netting

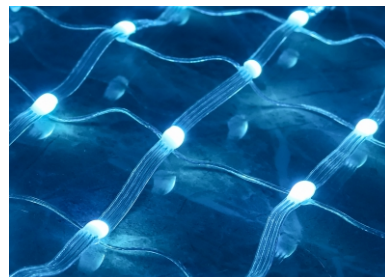
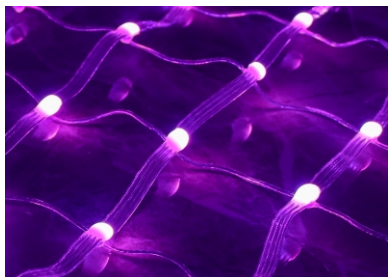
Dimension Details: Unit : mm (millimeter)




Accessories Display:



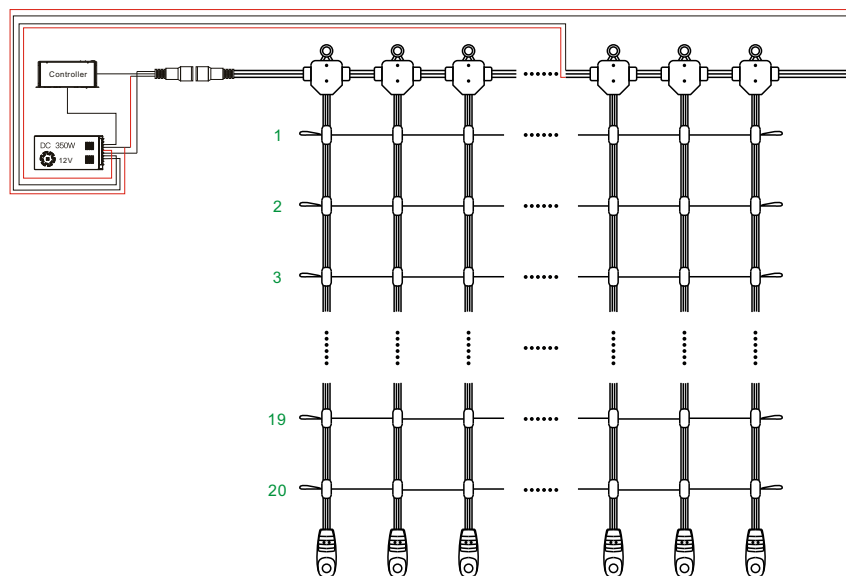
Live Shooting With Lights On:









Application:



System Schematic Diagram:



Compatible Drivers:

Power Supply	Waterproof Type	Current Range	Watts	Voltage	Diagram
LPV-100-12V	Waterproof power supply	8.33A	100W	DC12V	
HLG-150-12V	Waterproof power supply	12.5A	150W	DC12V	
HLG-320-12V	Waterproof power supply	26.66A	320W	DC12V	
LRS-350-12V	non-waterproof power supply	29.16A	350W	DC12V	
LRS-450-12V	non-waterproof power supply	37.5A	450W	DC12V	
SE-600-12V	non-waterproof power supply	50/A	600W	DC12V	



Shiji Lighting
Shiji-led.com



Fax:
0086-0755-23125658



Local Number:
+86-0755-23125058
+86-0755-23125658



contact@shiji-led.com



<http://www.shiji-led.com>



3F BuildingA Chuangfu
Science and Technology
Park, 202 ShiHuan Rd,
Shiyan, Baoan, Shenzhen,
China