由Autodesk教育版产品制作

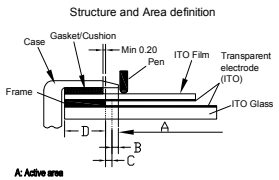

A: Active area
The area which guarantees a touch panel operation withthefollowing characteristics when passed.
(1)Operation force, (2)Electric characteristics,
(3)Tapping durability, (4)Pen sliding durability.

B: operation non-guaranteed area
The area which does not guarantee a touch panel operation and its function.When this area is pressed,touch panel shows degradation of its performance and durability such as a pensliding durability becomes about one-tenth compared with theactive area(Area-(a) as guaranteed area) and its operation forcerequires about double. About 0.5 mm outside from a boundary of the active corresponds to this area.

C:Pressing prohibition area.
The area which forbids pressing,because an excessive load is applied a transparent electrode and a serious demage is given to touch panel function by pressing.

D:Non-Active area
The area which does not activate even if passed.

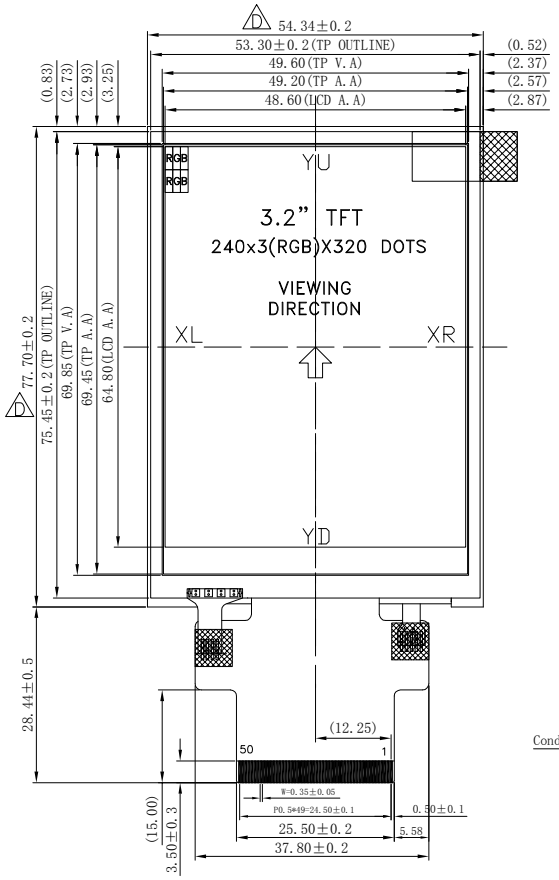

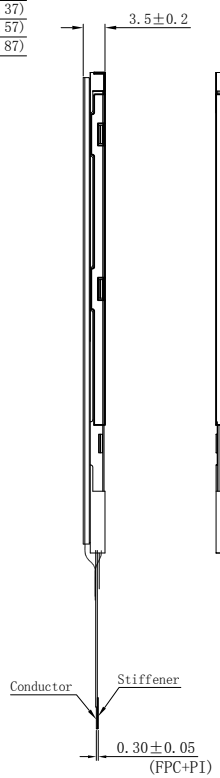

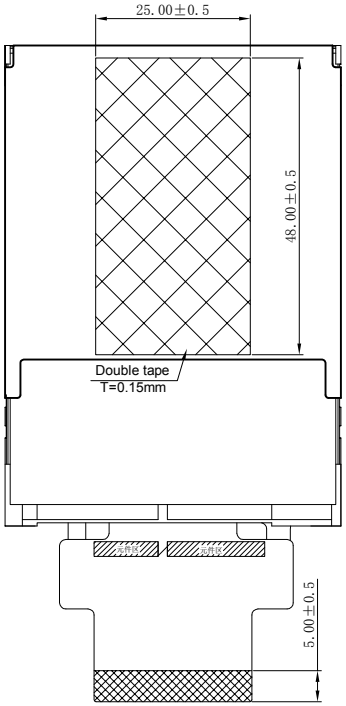

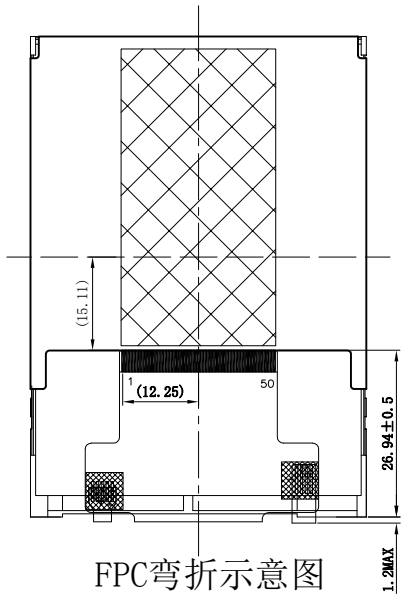

FPC弯折示意图

展开出货

PIN	SYMBOL
1	LED-K
2	LED-A1
3	LED-A2
4	LED-A3
5	LED-A4
6	IM0
7	IM1
8	IM2
9	IM3
10	/RESET
11	VSYNC
12	HSYNC
13	DOTCLK
14	DE
15	DB17
16	DB16
17	DB15
18	DB14
19	DB13
20	DB12
21	DB11
22	DB10
23	DB9
24	DB8
25	DB7
26	DB6
27	DB5
28	DB4
29	DB3
30	DB2
31	DB1
32	DB0
33	SDO
34	SDI
35	/RD
36	/WR_RS
37	RS_SCL
38	/CS
39	TE
40	IOVCC
41	IOVCC
42	VCI
43	GND
44	XR_CTPSCL
45	YD_CTPSDA
46	XL_CTPIRQ
47	YU_CTPRES
48	LED-A5
49	LED-A6
50	GND

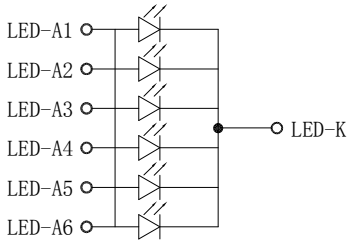

BL CIRCUIT DIAGRAM
VF=3.0-3.4V, IF=90mA

NOTES:
1. DISPLAY TYPE: 3.2"TFT
2. VIEWING DIRECTION: 6:00
3. LCD DRIVE IC: ILI9341
4. POLARIZER MODE: TRANSMISSIVE/POSITIVE
5. OPERATING TEMP: -20° C~+70° C
6. STORAGE TEMP: -30° C~+80° C
7. UNMARKER TOLERANCE: ±0.20
8. REQUIREMENTS ON ENVIRONMENTAL PROTECTION: RoHS

D	Change backlight	2018.06.27	MODEL	QC032TM50TP			ON TAT INDUSTRIAL COMPANY				
C	Add double tape	2015.06.25	DRAWING	LGZ	DATE	2018.06.27					
B	Modify LED Circuit	2014.11.06	CHECK		DATE						
A	NEW	2014.11.03	APPROVE		DATE		PAGE	1 of 1	UMIT	mm	(3)
REV.	CONTENT	DATA	TOLERANCE	.X ±0.3, .XX ±0.2			SCALE		SIZE	A4	

由Autodesk教育版产品制作