



**CENTRE OF TESTING SERVICE  
INTERNATIONAL**

**OPERATE ACCORDING TO ISO/IEC 17025**

# **IC TEST REPORT**

**TEST REPORT NUMBER : CGZ3150202-00098-E**



**CENTRE OF TESTING SERVICE CO., LTD.**

A101, No.65, Zhuji Highway, Tianhe District, Guangzhou, Guangdong, China

<b>TEST REPORT FOR IC</b> <b>ICES-003 Issue 5, August 2012</b> Spectrum Management and Telecommunications Policy Interference-Causing Equipment Standard -Digital Apparatus	
<b>Report Reference No.</b> .....	CGZ3150202-00098-E
<b>Date of issue</b> .....	04 February 2015
<b>Testing Laboratory Name</b> .....	<b>CENTRE OF TESTING SERVICE CO., LTD.</b>
<b>Address</b> .....	A101, No.65, Zhuji Highway, Tianhe District, Guangzhou, Guangdong, China
<b>Testing location/ procedure</b> .....	Full application of Harmonised standards <input checked="" type="checkbox"/> Partial application of Harmonised standards <input type="checkbox"/> Other standard testing method <input type="checkbox"/>
<b>Applicant's name</b> .....	Adafruit Industries
<b>Address</b> .....	150 Varick St. #3 New York, NY 10013
<b>Test specification:</b>	
<b>Standard</b> .....	<b>ICES-003 Issue 5, August 2012</b>
<b>Test Report Form No.</b> .....	CTSEMC-1.0
<b>TRF Originator</b> .....	CENTRE OF TESTING SERVICE CO., LTD.
<b>Master TRF</b> .....	Dated 2009-01
<b>CENTRE OF TESTING SERVICE CO., LTD. All rights reserved.</b> This publication may be reproduced in whole or in part for non-commercial purposes as long as the CENTRE OF TESTING SERVICE CO., LTD. is acknowledged as copyright owner and source of the material. CENTRE OF TESTING SERVICE CO., LTD. takes no responsibility for and will not assume liability for damages resulting from the reader's interpretation of the reproduced material due to its placement and context.	
<b>Test item description</b> .....	Pro Trinket 5V
<b>Trade Mark</b> .....	Adafruit
<b>Manufacturer</b> .....	Adafruit Industries
<b>Model/Type reference</b> .....	Pro Trinket 5V
<b>Ratings</b> .....	Battery 5V
<b>Result</b> .....	<b>PASSED</b>

Compiled by:



Kate zhang / File administrators

Supervised by:



Duke yang / Technique principal

Approved by:



Vincent yao / Manager

Copyright of this report is owned by Centre of Testing Service and may not be reproduced other than in full except with the written approval of the issuing Company.

**CENTRE OF TESTING SERVICE CO., LTD.**

A101, No.65, Zhuji Highway, Tianhe District, Guangzhou, Guangdong, China

Tel: +86-20-85543113 (32 lines)

Fax: +86-20-38780406

Complaint line: +86-20-85533471

E-mail: cts@cts-lab.com.cn

See Reverse For Terms And Conditions of Service





## IC -- TEST REPORT

**Test Report No. : CGZ3150202-00098-E**
04 February 2015  
Date of issue

Type / Model..... Pro Trinket 5V

EUT..... Pro Trinket 5V

**Applicant**..... Adafruit Industries  
 Address..... 150 Varick St. #3 New York, NY 10013  
 Telephone..... +1-760-884-7727  
 Fax..... +1-760-887-8574  
 Contact..... Mary Jungman

**Manufacturer**..... Adafruit Industries  
 Address..... 150 Varick St. #3 New York, NY 10013  
 Telephone..... +1-760-884-7727  
 Fax..... +1-760-887-8574  
 Contact..... Mary Jungman

**Test report holder**..... Adafruit Industries  
 Address..... 150 Varick St. #3 New York, NY 10013  
 Telephone..... +1-760-884-7727  
 Fax..... +1-760-887-8574  
 Contact..... Mary Jungman

The test report merely corresponds to the test sample.  
 It is not permitted to copy extracts of these test result without the written permission of the test laboratory.

Copyright of this report is owned by Centre of Testing Service and may not be reproduced other than in full except with the written approval of the issuing Company.

**CENTRE OF TESTING SERVICE CO., LTD.**

A101, No.65, Zhuji Highway, Tianhe District, Guangzhou, Guangdong, China

Tel: +86-20-85543113 (32 lines)

Fax: +86-20-38780406

Complaint line: +86-20-85533471

E-mail: cts@cts-lab.com.cn

See Reverse For Terms And Conditions of Service

## TABLE OF CONTENTS

Description	Page
1 TEST STANDARDS.....	4
2 SUMMARY.....	4
2.1 GENERAL REMARKS .....	4
2.2 FINAL ASSESSMENT.....	4
3 EQUIPMENT UNDER TEST .....	5
3.1 Power supply system utilised .....	5
3.2 Short description of the Equipment under Test (EUT) .....	5
3.3 EUT operation mode.....	5
3.4 EUT configuration.....	6
4 TEST ENVIRONMENT .....	7
4.1 Address of the test laboratory.....	7
4.2 Test facility .....	7
4.3 Environmental conditions.....	7
4.4 Definitions of symbols used in this test report .....	7
4.5 Statement of the measurement uncertainty.....	7
4.6 Measurement Uncertainty.....	8
4.7 Test Description.....	8
5 TEST CONDITIONS AND RESULTS .....	9
5.1 Power Line Conducted Emission Test .....	9
5.2 Radiated disturbance (electric field).....	11
6 USED TEST EQUIPMENT.....	17
7 TEST PHOTOGRAPHS.....	18
7.1. Photo of radiated emission measurement (R.E. Electric field).....	18
8 External and Internal Photos of the EUT.....	19
9 Normative references .....	21
10 Manufacturer/ Approval holder Declaration.....	21

Copyright of this report is owned by Centre of Testing Service and may not be reproduced other than in full except with the written approval of the issuing Company.

### CENTRE OF TESTING SERVICE CO., LTD.

A101, No.65, Zhuji Highway, Tianhe District, Guangzhou, Guangdong, China

Tel: +86-20-85543113 (32 lines)

Fax: +86-20-38780406

Complaint line: +86-20-85533471

E-mail: cts@cts-lab.com.cn

See Reverse For Terms And Conditions of Service

## 1 TEST STANDARDS

The tests were performed according to following standards:

- ICES-003 Issue 5, August 2012
- ANSI C63.4-2009

## 2 SUMMARY

### 2.1 GENERAL REMARKS

Date of receipt of test sample	02 February 2015
Testing commenced on	02~03 February 2015
Testing concluded on	04 February 2015

### 2.2 FINAL ASSESSMENT

The IC requirements pertaining to the technical standards and tested operation modes are

- - fulfilled.
- **not** fulfilled.

The equipment under test

- - fulfils the IC requirements cited on page 1.
- **does** not fulfil the IC requirements cited on page 1.



### 3 EQUIPMENT UNDER TEST

#### 3.1 Power supply system utilised

Power supply voltage :  Battery 5V  
 Others

#### 3.2 Short description of the Equipment under Test (EUT)

Number of tested samples: 1  
Serial number: Prototype

#### 3.3 EUT operation mode

The equipment under test was operated during the measurement under the following conditions:

Normal

**Operating Mode:** Normal

The equipment under test was operated during the measurement under the following conditions:  
Test program (customer specific)

Emissions tests.....: According to **ICES-003**, searching for the highest disturbance.

### 3.4 EUT configuration

(The CDF filled by the applicant can be viewed at the test laboratory.)

The following peripheral devices and interface cables were connected during the measurement:

Name:	/
M/N:	/
S/N:	/
Manufacturer:	/
Power Cord:	/
Certificate:	/

- unscreened power cables

- customer specific cables

**CENTRE OF TESTING SERVICE CO., LTD.**

A101, No.65, Zhuji Highway, Tianhe District, Guangzhou, Guangdong, China

Tel: +86-20-85543113 (32 lines)

Fax: +86-20-38780406

Complaint line: +86-20-85533471

E-mail: cts@cts-lab.com.cn

See Reverse For Terms And Conditions of Service

## 4 TEST ENVIRONMENT

### 4.1 Address of the test laboratory

A101, No.65, Zhuji Road, Tianhe District, Guangzhou, Guangdong, China  
 Tel: +86-20-85543113 (32 lines) Fax: +86-20-38780406

### 4.2 Test facility

The test facility is recognized, certified, or accredited by the following organizations:

#### **CNAS-Lab Code: L3394**

**CENTRE OF TESTING SERVICE CO., LTD.** has been assessed and proved to be in compliance with CNAS-CL01: 2006 Accreditation Criteria for Testing and Calibration Laboratories (identical to ISO/IEC 17025: 2005 General Requirements) for the Competence of Testing and Calibration Laboratories.

#### **IC-Registration No.: 8374A**

The 3m Alternate Test Site of **CENTRE OF TESTING SERVICE CO., LTD.** has been registered by Certification and Engineering Bureau of Industry Canada for the performance of radiated measurements with Registration No. 8374A on May 22, 2014.

#### **FCC-Registration No.: 971995**

**CENTRE OF TESTING SERVICE CO., LTD.** EMC Laboratory has been registered and fully described in a report filed with the FCC (Federal Communications Commission). The acceptance letter from the FCC is maintained in our files. Registration No.971995, July 13,2012.

### 4.3 Environmental conditions

During the measurement the environmental conditions were within the listed ranges:

Temperature:	15-35 ° C
Humidity:	25-75 %
Atmospheric pressure:	86-106 kPa

### 4.4 Definitions of symbols used in this test report

- - The black square indicates that the listed condition, standard or equipment is applicable for this report.
- - The empty square indicates that the listed condition, standard or equipment is **not** applicable for this report.

### 4.5 Statement of the measurement uncertainty

The data and results referenced in this document are true and accurate. The reader is cautioned that there may be errors within the calibration limits of the equipment and facilities. The measurement uncertainty was calculated for all measurements listed in this test report acc. to CISPR 16 - 4 "Specification for radio disturbance and immunity measuring apparatus and methods – Part 4: Uncertainty in EMC Measurements" and is documented in the CTS quality system acc. to DIN EN ISO/IEC 17025. Furthermore, component and process variability of devices similar to that tested may result in additional deviation. The manufacturer has the sole responsibility of continued compliance of the device.

Copyright of this report is owned by Centre of Testing Service and may not be reproduced other than in full except with the written approval of the issuing Company.

#### **CENTRE OF TESTING SERVICE CO., LTD.**

A101, No.65, Zhuji Highway, Tianhe District, Guangzhou, Guangdong, China

Tel: +86-20-85543113 (32 lines)

Fax: +86-20-38780406

Complaint line: +86-20-85533471

E-mail: cts@cts-lab.com.cn

See Reverse For Terms And Conditions of Service



#### 4.6 Measurement Uncertainty

Test Item	Frequency Range	Uncertainty	Note
Conduction disturbance	150kHz~30MHz	±1.22dB	(1)
Power disturbance	30MHz~300MHz	±1.38dB	(1)
Radiation emission (3m)	30MHz~300MHz	±3.14dB	(1)
	300MHz~1000MHz	±3.18dB	(1)

(1). This uncertainty represents an expanded uncertainty expressed at approximately the 95% confidence level using a coverage factor of k=2.

#### 4.7 Test Description

##### 4.7.1 Description of Standards and Results

EMISSION		
Description of Test Item	Standard	Results
Conducted Emission Test	ICES-003 Issue 5, August 2012 ANSI C63.4-2009	N/A
Radiated Emission Test	ICES-003 Issue 5, August 2012 ANSI C63.4-2009	PASS

Copyright of this report is owned by Centre of Testing Service and may not be reproduced other than in full except with the written approval of the issuing Company.

#### CENTRE OF TESTING SERVICE CO., LTD.

A101, No.65, Zhuji Highway, Tianhe District, Guangzhou, Guangdong, China

Tel: +86-20-85543113 (32 lines)

Fax: +86-20-38780406

Complaint line: +86-20-85533471

E-mail: cts@cts-lab.com.cn

See Reverse For Terms And Conditions of Service



### 5.1.3 Limits of disturbance (ICES-003 Class B)

Frequency	Maximum RF Line Voltage	
	Quasi-Peak Level dB( $\mu$ V)	Average Level dB( $\mu$ V)
150kHz ~ 500kHz	66 ~ 56*	56 ~ 46*
500kHz ~ 5MHz	56	46
5MHz ~ 30MHz	60	50

Note: (1) The tighter limit shall apply at the edge between two frequency bands.

### 5.1.4 Test result

The requirements are	<b>Fulfilled</b>
Band width	9kHz
Frequency range	0.15kHz - 30 MHz
Min. limit margin	N/A

**Remarks:** The EUT power supply by battery, Not applicable.

## 5.2 Radiated disturbance (electric field)

For test instruments and accessories used see section 6 part 6.1.

### 5.2.1 Description of the test location

Test location : Semi-Anechoic chamber

Test disturbance: 3 Meter

### 5.2.2 Description of the test set-up

#### 5.2.2.1 Test procedure

The EUT and its simulators are placed on a turn table, which is 0.8 meter high above ground. The turn table can rotate 360 degrees to determine the position of the maximum emission level. The EUT is set 3 meters away from the receiving antenna, which is mounted on a antenna tower. The antenna can be moved up and down between 1 meter and 4 meters to find out the maximum emission level. Broadband antenna (calibrated bilog antenna) is used as receiving antenna. Both horizontal and vertical polarization of the antenna is set on Test. In order to find the maximum emission levels, all of the interface cables must be manipulated according to ICES-003 on radiated emission Test.

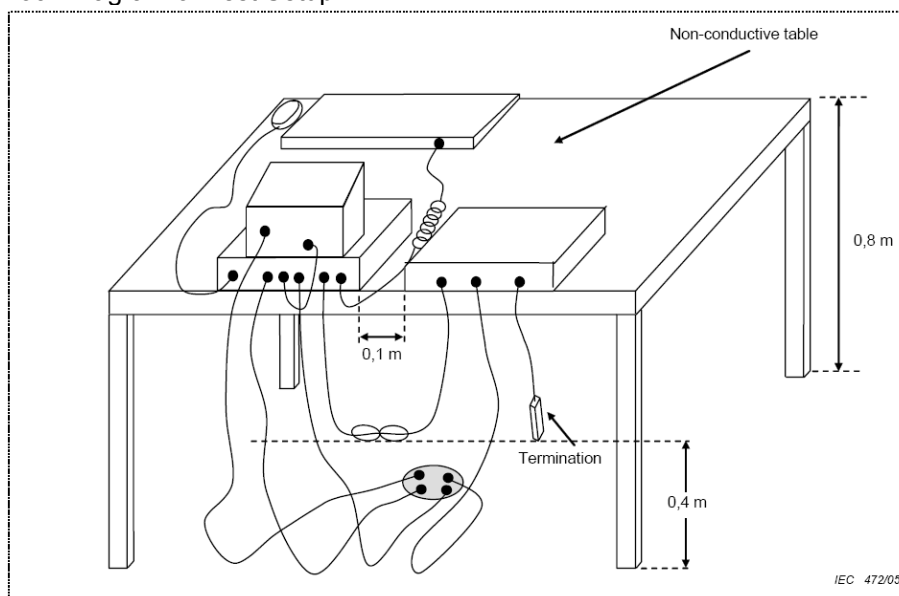
The frequency range from 30MHz to 1000MHz and above 1GHz. is investigated. Please see the following pages.

All measurements for radiated emissions within the restricted bands were performed using a Quasi-Peak detector with 120kHz RBW below 1GHz .

All measurements for radiated emissions within the restricted bands were performed using a Quasi-Peak detector with 300kHz VBW below 1GHz.

The EUT is normal during the test, and the results of the maximum emanation are recorded

#### 5.2.2.2 Block Diagram of Test Setup



Copyright of this report is owned by Centre of Testing Service and may not be reproduced other than in full except with the written approval of the issuing Company.

### CENTRE OF TESTING SERVICE CO., LTD.

A101, No.65, Zhuji Highway, Tianhe District, Guangzhou, Guangdong, China

Tel: +86-20-85543113 (32 lines)

Fax: +86-20-38780406

Complaint line: +86-20-85533471

E-mail: cts@cts-lab.com.cn

See Reverse For Terms And Conditions of Service

### 5.2.3 Limits of disturbance (Class B)

Frequency (MHz)	Distance (Meters)	Field Strengths Limits (dB $\mu$ V/m)
30 ~ 88	3	40
88 ~ 216	3	43.5
216 ~ 960	3	46
960 ~ 1000	3	54

Note: (1) The tighter limit shall apply at the edge between two frequency bands.  
 (2) Distance refers to the distance in meters between the test instrument antenna and the closest point of any part of the E.U.T.

### 5.2.4 Test result

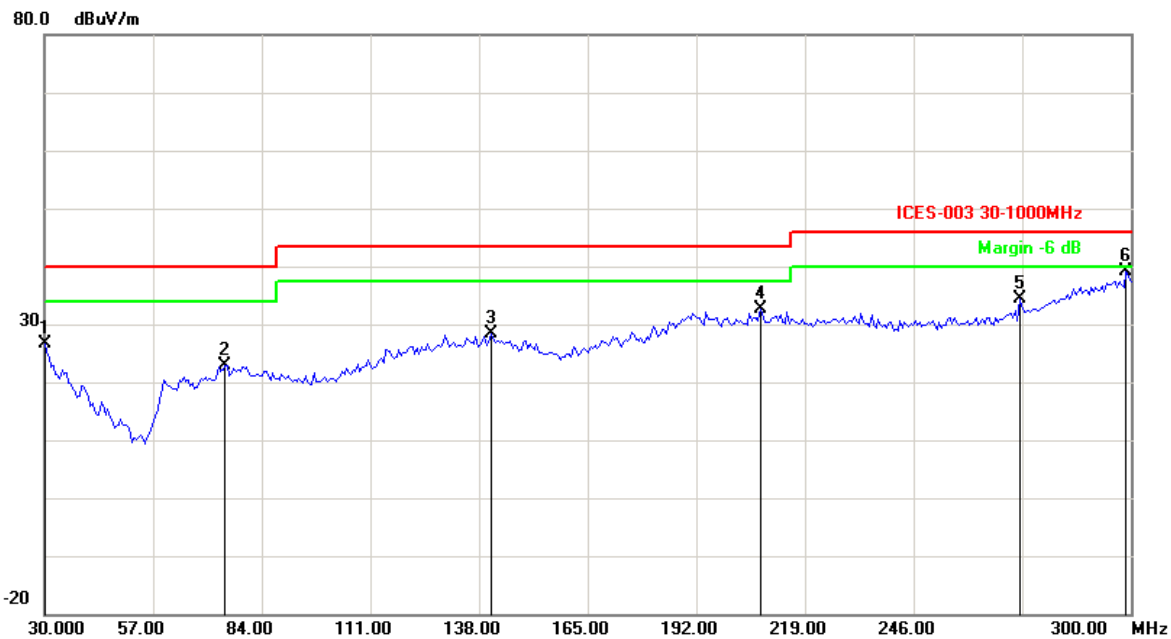
The requirements are	<b>Fulfilled</b>
Band width	120kHz
Frequency range	30 MHz - 1000 MHz
Min. limit margin	>5.95 dB at 30MHz - 1000 MHz

**Remarks:** The limits are kept. For detailed results, please see the following page(s).

5.2.5 Test protocol

Test point: Operation Mode Remarks:	Horizontal Normal	Result:	<input checked="" type="checkbox"/> - passed <input type="checkbox"/> - not passed
---	----------------------	---------	---

EUT	Pro Trinket 5V
Power Supply	Battery 5V
Test Condition	Ambient Temperature: 24°C Humidity: 56%
Operator	Clark
MODE NO:	Pro Trinket 5V



No.	Frequency (MHz)	Factor (dB/m)	Reading (dBμV)	Level (dBμV/m)	Limit (dBμV/m)	Margin (dB)	Detector
1	30.0000	-24.45	50.97	26.52	40.00	-13.48	QP
2	74.9098	-27.48	50.43	22.95	40.00	-17.05	QP
3	140.9218	-22.47	50.87	28.40	43.50	-15.10	QP
4	208.0160	-18.18	50.71	32.53	43.50	-10.97	QP
5	272.4048	-17.17	51.59	34.42	46.00	-11.58	QP
6	298.9178	-11.73	50.89	39.16	46.00	-6.84	QP

Copyright of this report is owned by Centre of Testing Service and may not be reproduced other than in full except with the written approval of the issuing Company.

**CENTRE OF TESTING SERVICE CO., LTD.**

A101, No.65, Zhuji Highway, Tianhe District, Guangzhou, Guangdong, China

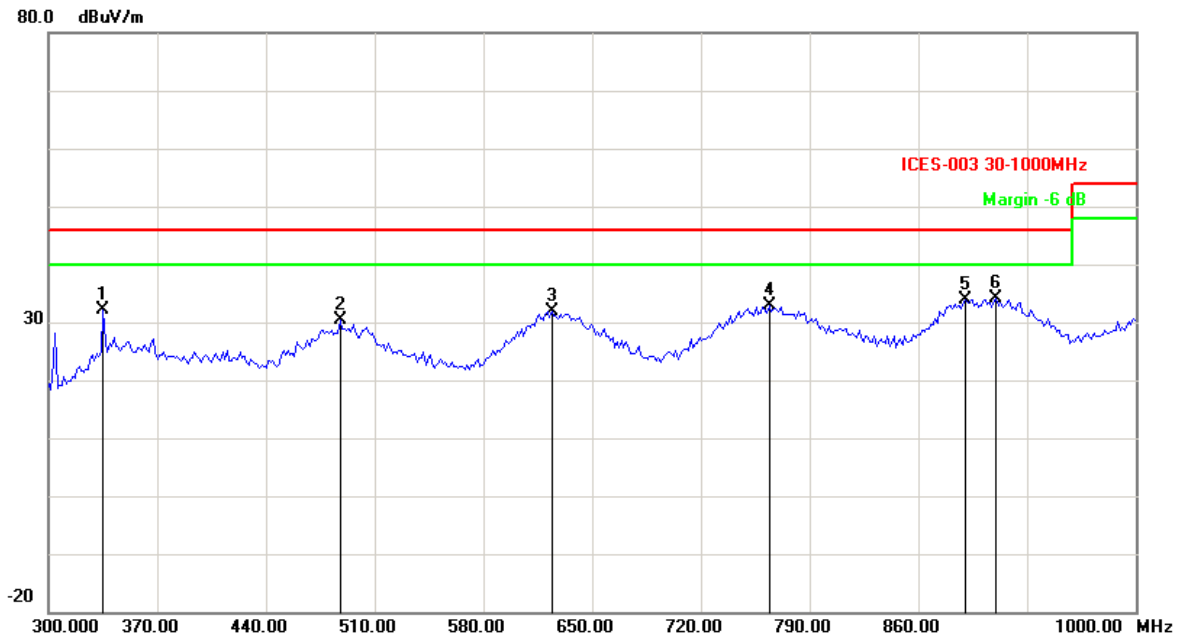
Tel: +86-20-85543113 (32 lines)

Fax: +86-20-38780406

Complaint line: +86-20-85533471

E-mail: cts@cts-lab.com.cn

See Reverse For Terms And Conditions of Service



No.	Frequency (MHz)	Factor (dB/m)	Reading (dBμV)	Level (dBμV/m)	Limit (dBμV/m)	Margin (dB)	Detector
1	335.0701	-24.24	56.45	32.21	46.00	-13.79	QP
2	487.9760	-18.84	49.25	30.41	46.00	-15.59	QP
3	624.0481	-15.70	47.62	31.92	46.00	-14.08	QP
4	764.3287	-14.00	46.78	32.78	46.00	-13.22	QP
5	890.5812	-11.75	45.51	33.76	46.00	-12.24	QP
6	910.2204	-11.87	45.88	34.01	46.00	-11.99	QP

Copyright of this report is owned by Centre of Testing Service and may not be reproduced other than in full except with the written approval of the issuing Company.

**CENTRE OF TESTING SERVICE CO., LTD.**

A101, No.65, Zhuji Highway, Tianhe District, Guangzhou, Guangdong, China

Tel: +86-20-85543113 (32 lines)

Fax: +86-20-38780406

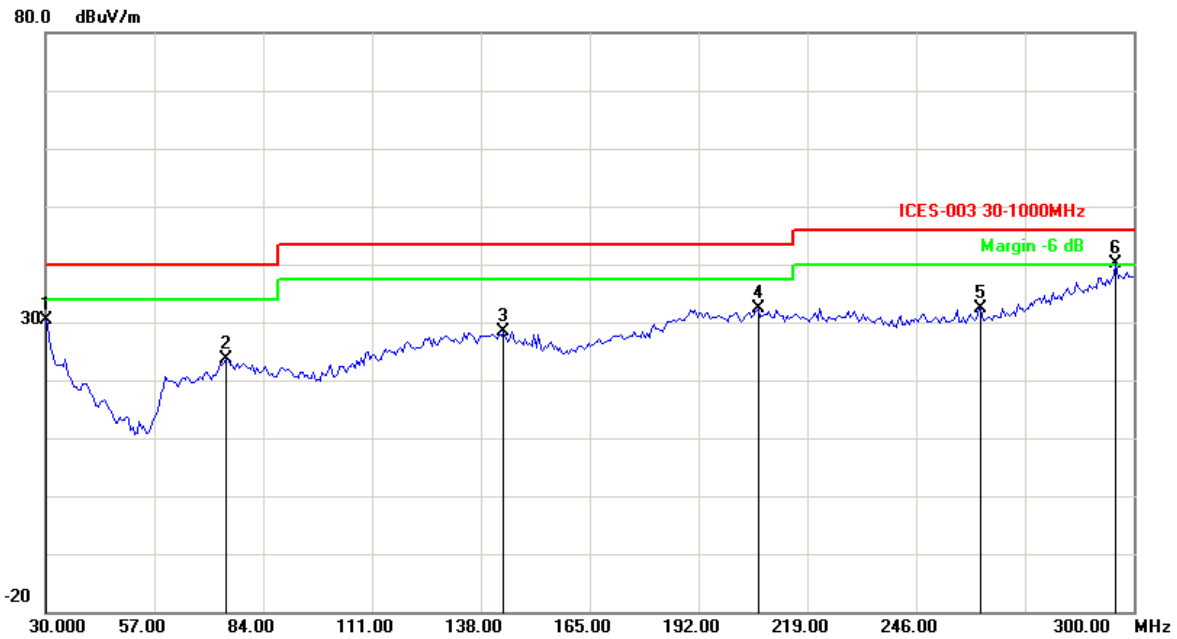
Complaint line: +86-20-85533471

E-mail: cts@cts-lab.com.cn

See Reverse For Terms And Conditions of Service

Test point: Operation Mode Remarks:	Vertical Normal	Result:	<input checked="" type="checkbox"/> - passed <input type="checkbox"/> - not passed
---	--------------------	---------	---

EUT	Pro Trinket 5V
Power Supply	Battery 5V
Test Condition	Ambient Temperature: 24°C Humidity: 56%
Operator	Clark
MODE NO:	Pro Trinket 5V



No.	Frequency (MHz)	Factor (dB/m)	Reading (dB $\mu$ V)	Level (dB $\mu$ V/m)	Limit (dB $\mu$ V/m)	Margin (dB)	Detector
1	30.0000	-24.45	54.93	30.48	40.00	-9.52	QP
2	74.9098	-27.48	51.04	23.56	40.00	-16.44	QP
3	143.6273	-22.73	51.10	28.37	43.50	-15.13	QP
4	206.9339	-18.24	50.50	32.26	43.50	-11.24	QP
5	262.1242	-18.44	50.88	32.44	46.00	-13.56	QP
6	295.6713	-12.21	52.26	40.05	46.00	-5.95	QP

Copyright of this report is owned by Centre of Testing Service and may not be reproduced other than in full except with the written approval of the issuing Company.

**CENTRE OF TESTING SERVICE CO., LTD.**

A101, No.65, Zhuji Highway, Tianhe District, Guangzhou, Guangdong, China

Tel: +86-20-85543113 (32 lines)

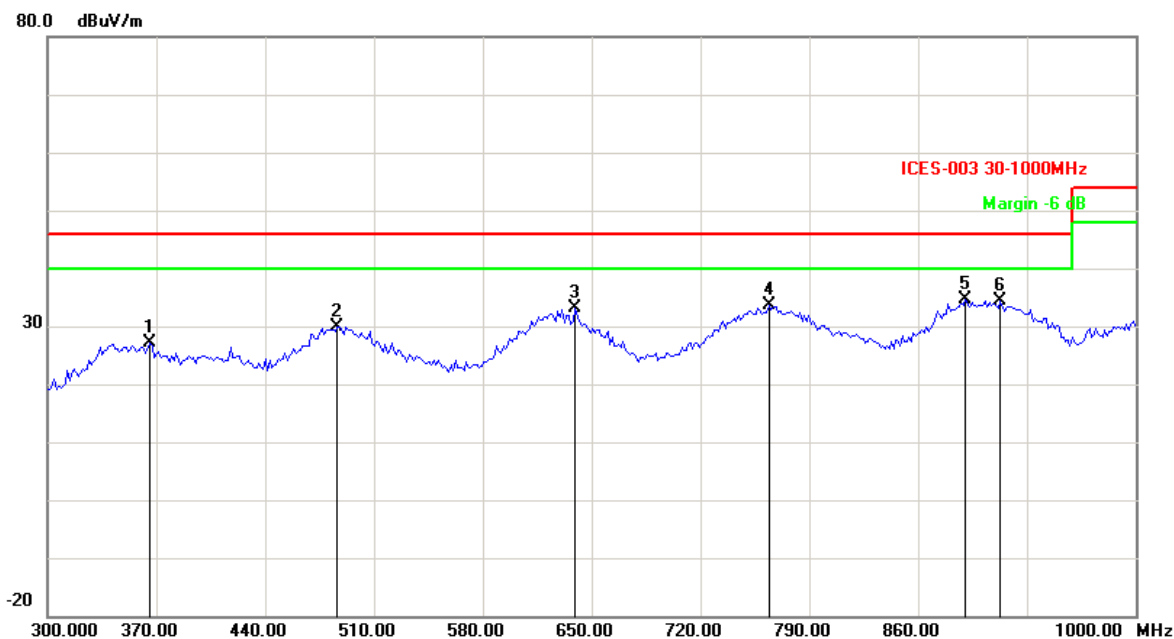
Fax: +86-20-38780406

Complaint line: +86-20-85533471

E-mail: cts@cts-lab.com.cn

See Reverse For Terms And Conditions of Service





No.	Frequency (MHz)	Factor (dB/m)	Reading (dBμV)	Level (dBμV/m)	Limit (dBμV/m)	Margin (dB)	Detector
1	365.9319	-23.81	50.95	27.14	46.00	-18.86	QP
2	486.5731	-18.82	48.77	29.95	46.00	-16.05	QP
3	639.4790	-16.07	49.12	33.05	46.00	-12.95	QP
4	764.3287	-14.00	47.65	33.65	46.00	-12.35	QP
5	890.5812	-11.75	46.45	34.70	46.00	-11.30	QP
6	913.0261	-12.01	46.34	34.33	46.00	-11.67	QP

Note: Level=Reading+Factor. Margin= Level-Limit.

Copyright of this report is owned by Centre of Testing Service and may not be reproduced other than in full except with the written approval of the issuing Company.

**CENTRE OF TESTING SERVICE CO., LTD.**

A101, No.65, Zhuji Highway, Tianhe District, Guangzhou, Guangdong, China

Tel: +86-20-85543113 (32 lines)

Fax: +86-20-38780406

Complaint line: +86-20-85533471

E-mail: cts@cts-lab.com.cn

See Reverse For Terms And Conditions of Service

## 6 USED TEST EQUIPMENT

6.1					
Radiated disturbance (Electric field)					
Item	Test Equipment	Manufacturer	Model No.	Serial No.	Last Cal.
1	Signal analyzer	ROHDE & SCHWARZ	FSIQ26	100311	2014/03/25
2	EMI Test Receiver	ROHDE & SCHWARZ	ESVS 10	842885/001	2014/11/04
3	Biconical Antenna	ROHDE & SCHWARZ	HK116	100221	2014/03/30
4	Log per Antenna	ROHDE & SCHWARZ	HL223	100226	2014/03/30
5	Log per Antenna	ROHDE & SCHWARZ	HL050	100186	2014/03/30
6	Pre-Amplifier	EMC	EMC330	980113	2014/03/25
7	Pre-Amplifier	EMC	EMC012645	980114	2014/03/25
8	EMI Test Software	Farad	EZ-EMC	N/A	N/A

6.2					
Conducted Disturbance					
Item	Test Equipment	Manufacturer	Model No.	Serial No.	Last Cal.
1	EMI Test Receiver	ROHDE & SCHWARZ	ESCI	100868	2014/11/04
2	Artificial Mains	ROHDE & SCHWARZ	ESH3-Z5	832479/025	2014/11/04
3	Artificial Mains	ROHDE & SCHWARZ	ESH3-Z5	100140	2014/11/04
4	Pulse Limiter	ROHDE & SCHWARZ	ESHS-Z2	100301	2014/11/04
5	EMI Test Software	Farad	EZ-EMC	N/A	N/A

Copyright of this report is owned by Centre of Testing Service and may not be reproduced other than in full except with the written approval of the issuing Company.

### CENTRE OF TESTING SERVICE CO., LTD.

A101, No.65, Zhuji Highway, Tianhe District, Guangzhou, Guangdong, China

Tel: +86-20-85543113 (32 lines)

Fax: +86-20-38780406


Complaint line: +86-20-85533471

E-mail: cts@cts-lab.com.cn

See Reverse For Terms And Conditions of Service

## 7 TEST PHOTOGRAPHS

### 7.1. Photo of radiated emission measurement (R.E. Electric field)



Copyright of this report is owned by Centre of Testing Service and may not be reproduced other than in full except with the written approval of the issuing Company.

**CENTRE OF TESTING SERVICE CO., LTD.**

A101, No.65, Zhuji Highway, Tianhe District, Guangzhou, Guangdong, China

Tel: +86-20-85543113 (32 lines)

Fax: +86-20-38780406

Complaint line: +86-20-85533471

E-mail: [cts@cts-lab.com.cn](mailto:cts@cts-lab.com.cn)

See Reverse For Terms And Conditions of Service

## 8 External and Internal Photos of the EUT



External view 1



External view 2



External view 3

Copyright of this report is owned by Centre of Testing Service and may not be reproduced other than in full except with the written approval of the issuing Company.

**CENTRE OF TESTING SERVICE CO., LTD.**

A101, No.65, Zhuji Highway, Tianhe District, Guangzhou, Guangdong, China


Tel: +86-20-85543113 (32 lines)

Fax: +86-20-38780406


Complaint line: +86-20-85533471

E-mail: [cts@cts-lab.com.cn](mailto:cts@cts-lab.com.cn)

See Reverse For Terms And Conditions of Service



External view 4



External view 5



External view 6

Copyright of this report is owned by Centre of Testing Service and may not be reproduced other than in full except with the written approval of the issuing Company.

**CENTRE OF TESTING SERVICE CO., LTD.**

A101, No.65, Zhuji Highway, Tianhe District, Guangzhou, Guangdong, China

Tel: +86-20-85543113 (32 lines)

Fax: +86-20-38780406

Complaint line: +86-20-85533471

E-mail: [cts@cts-lab.com.cn](mailto:cts@cts-lab.com.cn)

See Reverse For Terms And Conditions of Service

## 9 Normative references

1. **ICES-003 Issue 5, August 2012**  
Spectrum Management and Telecommunications Policy Interference-Causing Equipment Standard-Digital Apparatus
2. **ANSI C 63.4 : 2009**  
American National Standard for Methods of Measurement of Radio-Noise Emission from Low-Voltage Electrical and Electronic Equipment in the Range of 9 kHz to 40 GHz.

## 10 Manufacturer/ Approval holder Declaration

The following identical model(s):

N/A

Belong to the tested device:

Product description: **Pro Trinket 5V**  
Model name: **Pro Trinket 5V**