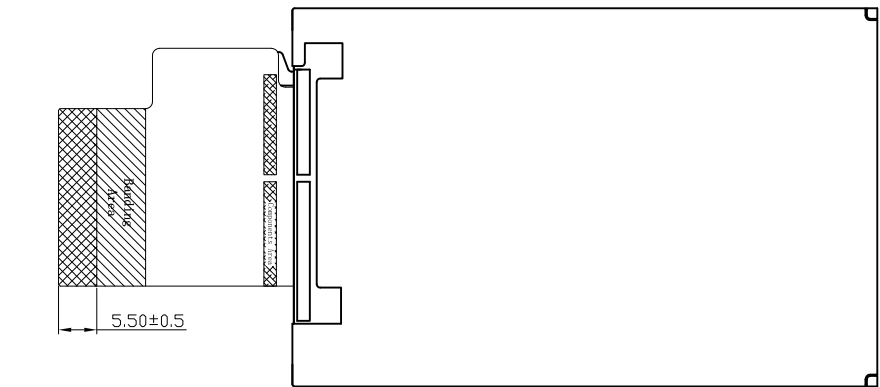
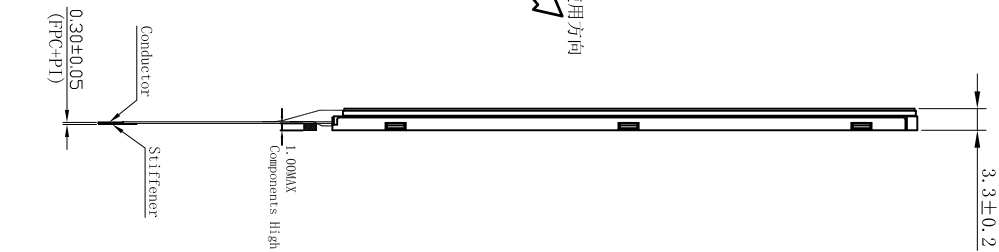
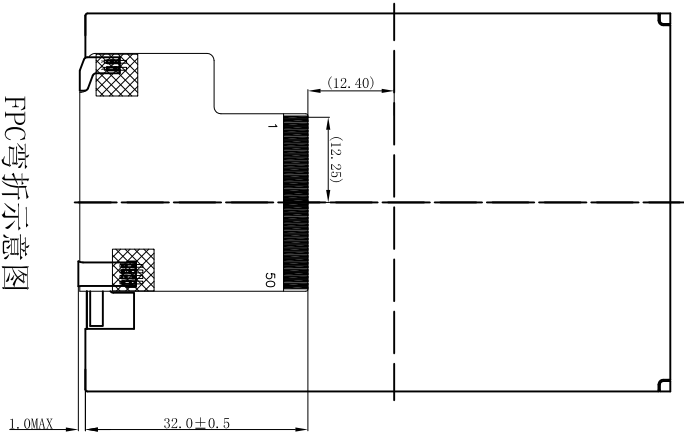


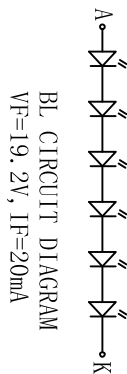
模块推荐使用方向
 人眼



FPC弯折示意图



PIN	SYMBOL
1	LEDA
2	LEDA
3	LEDA
4	LEDA
5	LEDA
6	IM0
7	IM1
8	IM2
9	NC
10	/RESET
11	VSYNC
12	HSYNC
13	DOTCLK
14	DE
15	DB17
16	DB16
17	DB15
18	DB14
19	DB13
20	DB12
21	DB11
22	DB10
23	DB9
24	DB8
25	DB7
26	DB6
27	DB5
28	DB4
29	DB3
30	DB2
31	DB1
32	DB0
33	SD0
34	SD1
35	/RD
36	/WR_SCL
37	RS
38	/CS
39	TE
40	IOVCC
41	IOVCC
42	VCI
43	GND
44	XR
45	YD
46	XL
47	YU
48	GND
49	GND
50	GND



B.L. CIRCUIT DIAGRAM

VF=19.2V, IF=20mA

- NOTES:
1. DISPLAY TYPE: 3.5" TFT
 2. VIEWING DIRECTION: 6 o'clock
 4. POLARIZER MODE: TRANSMISSIVE/POSITIVE
 5. RECOMMEND CONNECTOR:
 6. OPERATING TEMP: -20°C~+70°C
 7. STORAGE TEMP: -30°C~+80°C
 8. UNMARKER TOLERANCE: ±0.20
 9. REQUIREMENTS ON ENVIRONMENTAL PROTECTION: ROHS

REV.	CONTENT	DATE	LGZ	DATE	SCALE	UMIT
A	NEW	2014.03.21	CHECK	2014.03.21	1 of 1	mm
			APPROVE			A4

